


VAL-MS 500 ST

Order No.: 2807609

The illustration shows the version VAL-MS 230 ST



Surge protection connector type 2 with high-capacity varistor for VAL-MS base element, thermal monitoring, visual fault warning. Design: 500 V AC



Commercial data	
EAN	4017918075293
Pack	10 pcs.
Customs tariff	85363010
Weight/Piece	0.06049 KG
Catalog page information	Page 35 (TT-2007)

Product notes

WEEE/RoHS-compliant since:
05/10/2006



Technical data	
Standards	
Housing material	PA
Inflammability class acc. to UL 94	V0
Color	black

Degree of protection	IP20
Mounting type	On base element
Design	DIN rail module, two-section, divisible
Number of positions	1
Ambient temperature (operation)	-40 °C ... 80 °C
Arrester can be tested with CHECKMASTER from software version:	From SW rev. 1.10
Message surge protection faulty	Optical
Direction of action	1L-N/PE
Width	17.70 mm
Height	54.50 mm
Length	52.40 mm
Pitch unit	1 Div.

Protective circuit

IEC category	II
	T2
EN type	T2
Nominal voltage U_N	500 V AC
Arrester rated voltage U_C	600 V AC
	600 V DC
Nominal frequency f_N	50 Hz
	60 Hz
Discharge current to PE at U_C	≤ 0.4 mA
Max. discharge surge current I_{max} (8/20) μ s	30 kA
Nominal discharge surge current I_n (8/20) μ s	15 kA
Lightning test current (10/350) μ s, peak value I_{imp}	3 kA
Max. energy absorption (2 ms)	1100 J
Protection level U_p	≤ 2.7 kV
Residual voltage	≤ 2.8 kV
	≤ 2.5 kV (at 10 kA)
	≤ 2.3 kV (at 5 kA)
	≤ 2.2 kV (at 3 kA)
SVR clamp voltage	≤ 2 kV (in acc. with UL 1449)
Response time	≤ 25 ns
Max. required backup fuse with branch wiring	125 A (gL)

Short circuit resistance I_{CC} with max. backup fuse (effective)	25 kA
Capacity	1.2 nF \pm 35 %

Environmental conditions

Standards/regulations	IEC 61643-1
	DIN EN 61643-11
	DIN EN 61643-11/A11
	UL 1449
	IEEE C62.1 / C62.34 / C62.45

Certificates / Approvals

Certification

CB, CSA, EL MONT, ESTI, GOST, KEMA, OEVE, UL

CSA

Nominal voltage U_N	600 V
-----------------------	-------

UL

Nominal voltage U_N	600 V
-----------------------	-------

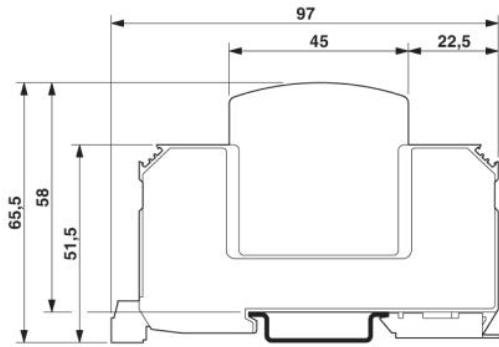
Accessories

Item	Designation	Description
Bridges		
2809209	MPB 18/1- 2	Wiring bridge for modules with connecting pitch 17.5 mm, 1-phase, 2-pos.
2809212	MPB 18/1- 3	Wiring bridge for modules with connecting pitch 17.5 mm, 1-phase, 3-pos.
2809225	MPB 18/1- 4	Wiring bridge for modules with connecting pitch 17.5 mm, 1-phase, 4-pos.
2748564	MPB 18/1- 6	Wiring bridge for modules with connecting pitch 17.5 mm, 1-phase, 6-pos.
2748577	MPB 18/1- 8	Wiring bridge for modules with connecting pitch 17.5 mm, 1-phase, 8-pos.
2748580	MPB 18/1- 9	Wiring bridge for modules with connecting pitch 17.5 mm, 1-phase, 9-pos.

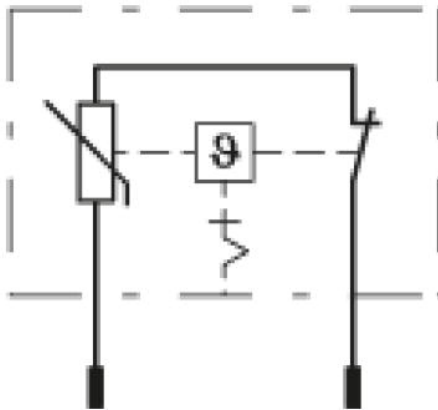
2817738	VAL-MS BE/FM	Base element for type 2 arresters of the VALVETRAB MS series of products, with remote indication contact. Design: 1-channel
---------	--------------	---

Drawings

Dimensioned drawing



Circuit diagram



1 = Remote indicator contact
2 = base element